

**INTER AMERICAN UNIVERSITY OF PUERTO RICO
AGUADILLA CAMPUS**

Outcome Measures
MEASURE 4. Ability of Completers to be Hired in Education Positions for which they have prepared

The new completer (n=6) employment rate data (2020-2021) is presented below:

Employment Rate 2020-2021 Completers			
Program Area	n	Number of Completers Hired in Area of Preparation	Percentage
Physical Education Elementary Level	2	1	50.00%*
Elementary Education in Special Education	1	1	100.00%
Early Childhood Education: Elementary Level K-3	2	1	50.00%*
English as a Second Language-Elementary	1	0	0.00%
TOTAL	6	3	50.00%

*During interviews, completers (n=2) informed that recently gave birth and weren't available for job opportunities in the field of education.

Title II of the Higher Education Act requires institutions of higher education that prepare teachers to report the pass rates of their graduates or program completers on teacher licensure exams taken by students. Additional information that relates to the quality of teacher preparation is also reported. The State Department of Education must then submit a state report summarizing the results of all teacher preparation institutions that is submitted to the U. S. Department of Education. The State Reports reported to the Department are shown in this link <https://title2.ed.gov/Public/Home.aspx>

IAUPR Aguadilla, 2022 EPP Annual CAEP Accountability Measures

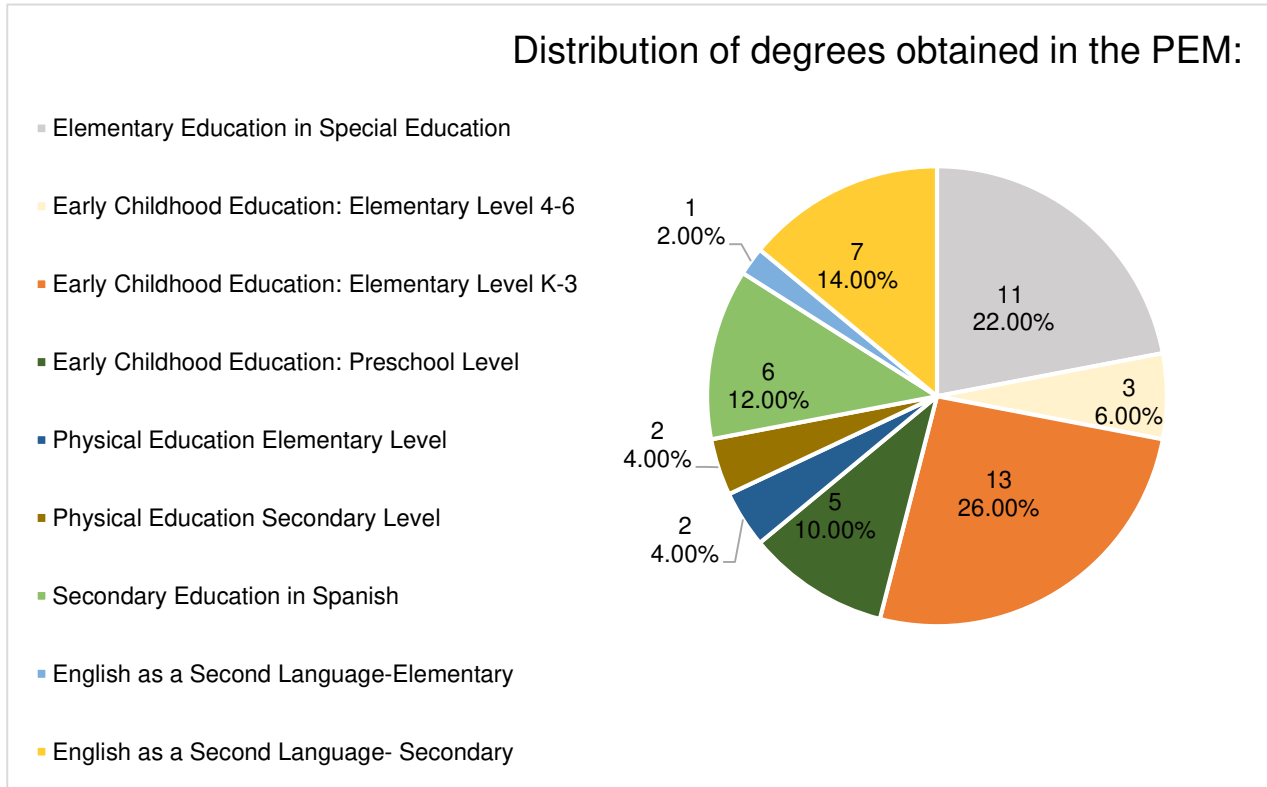
A Graduate Survey (2020-2021) was conducted to obtain contact information and inquire about the academic and work trajectory of the graduates of the Teachers Education Program of the Aguadilla Campus of the Inter-American University of Puerto Rico. Of the 50 graduates who participated in the survey, 39 (78.00%) reside in Puerto Rico, while 11 (22.00%) reside in the United States. The survey revealed that of the 39 graduates who have jobs, 34 (87.18%) have jobs related to Education. The town of the graduates living in Puerto Rico was identified. Most of them live in the western area and are graduates of the Elementary Education concentration (k-3 and 4-6) education as detailed below:

Distribution by Towns of Residence	
Town	Completers
Aguadilla	10
Aguada	2
Añasco	6
Ciales	1
Isabela	6
Moca	8
Rincón	2
San Sebastián	3
Utua	1
TOTAL	39

Distribution by concentration	
Concentration	Completers
231-Elementary Education in Special Education	11
237-Early Childhood Education: Elementary Level 4-6	3
236-Early Childhood Education: Elementary Level K-3	13
243-Early Childhood Education: Preschool Level	5

IAUPR Aguadilla, 2022 EPP Annual CAEP Accountability Measures

178-Physical Education Elementary Level	2
176-Physical Education Secondary Level	2
145-Secondary Education in Spanish	6
206-English as a Second Language-Elementary	1
147English as a Second Language-Secondary	7

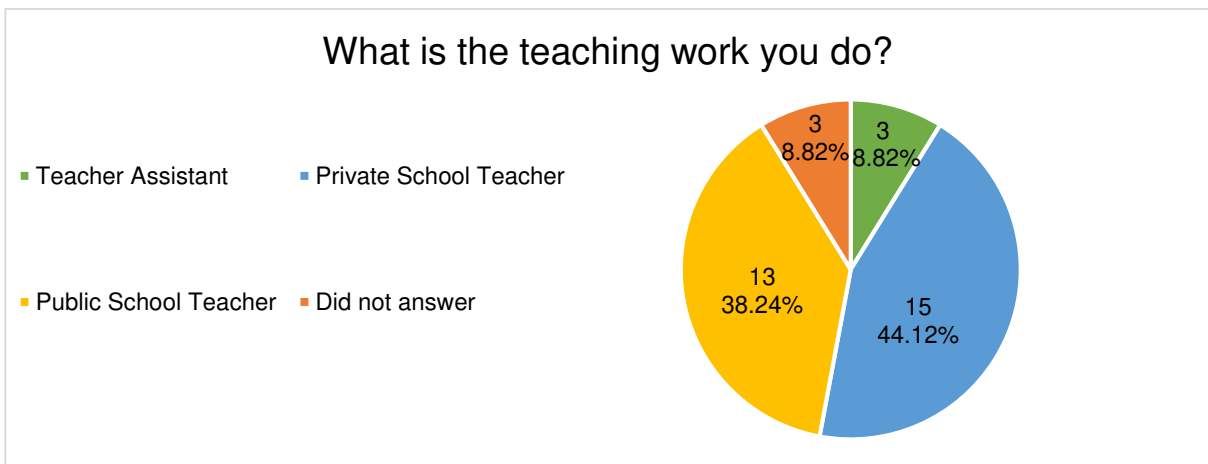


Regarding their area of employment, it is essential to note that of the 39 graduates who indicated that they are working, 34 (87.18%) have a career related to their area of study, while 5 (12.82%) work in an area not associated with their studies. In other words, they are not working in the field of Education. Of these, 31 (62.00%) have a full-time job, while 8 (16.00%) work part-time. Regarding the teaching work they carry out, 82.36% (28) are teachers, 44.12% (15) work in private schools, and 38.24% (13) in schools of the public educational system of Puerto Rico. In addition, 8.82% (3) reported

IAUPR Aguadilla, 2022 EPP Annual CAEP Accountability Measures

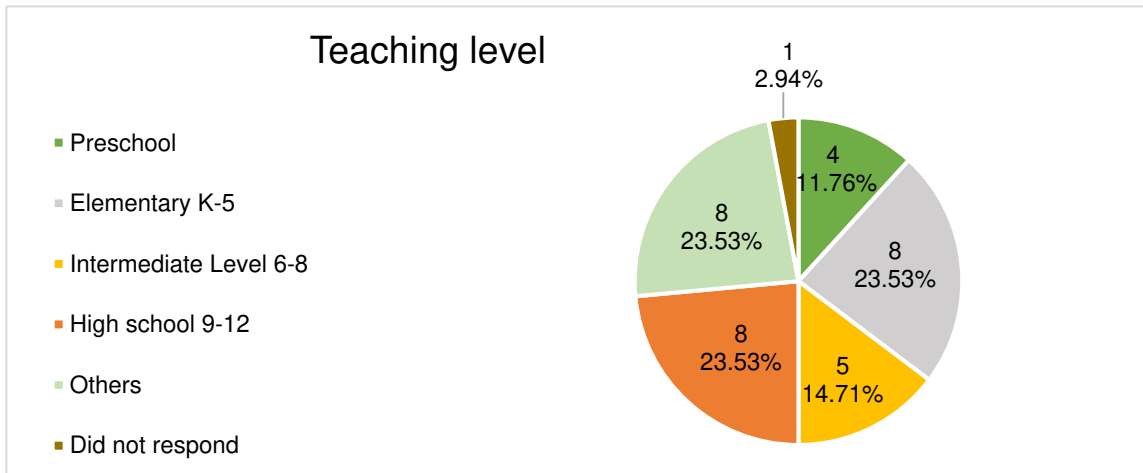
that they work as a teacher's assistant, and another 8.82% (3) did not specify the teaching work they perform at their job. The distribution of levels of Education in which they practice is shown below.

Distribution of type of teaching work performed	Completers
Teacher assistant	3
Private School Teacher	15
Public School Teacher	13
Did not answer	3
TOTAL	34



IAUPR Aguadilla, 2022 EPP Annual CAEP Accountability Measures

Teaching Level	Completers
Preschool	4
Elementary K-5	8
Intermediate Level 6-8	5
High school 9-12	8
Others	8
Did not respond	1
Total	34



On the other hand, it should be noted that 40.00% (20) of the respondents indicated having started or completed studies at the graduate level. Of these, 9 (50.00%) indicated having completed their master’s degree. Regarding the area of study at the graduate level, 90.00% (18) suggest that it is related to Education.